





LACE-16AS High Speed Micro-Centrifuge

-  LED Display
-  Neutral Temperature

Download Catalogue 


- 30401 Angle Rotor 12X1,5/2ml 16000rpm/20600xg
- 30402 Angle Rotor 40x0.5ml 14000rpm/19970xg
- 30403 Angle Rotor 24x1.5/2ml 15000rpm/20600xg
- 30404 Angle Rotor 30x1.5/2ml 13500rpm/19340xg
- 30405 Angle Rotor 16x5ml15000rpm/19350xg
- 30406 Angle Rotor 12x7ml 14000rpm/16370xg
- 30407 Angle Rotor 12x15ml 10000rpm/11840xg
- 30408 Angle Rotor 12x10ml 13000rpm/14510xg
- 30409 Angle Rotor8x20ml 14000rpm/16370xg
- 30410 Angle Rotor6x30ml 12000rpm/14000xg
- 30411 Angle Rotor 6x50ml 11000rpm/13480xg
- 30412 Angle Rotor 6x70ml 10000rpm/10810xg
- 30413 Angle Rotor 4x100ml 12000rpm/14850xg
- 30414 Angle Rotor 6x100ml 8000rpm/7280xg
- 30416 Angle Rotor 30x0.5ml 15000rpm/18510xg
- 30444 Angle Rotor 48x1.5/2ml 11000rpm/12840xg

 **Max. Capacity 6x100ml**
Angle Rotor

 **16000rpm/20600xg**
Maximum speed and rcf meet all demand for clinical centrifuge

 **12x1,5/2ml Rotor included**
Angle Rotor

 **LED Display**
Speed/RCF, Time, Parameters can be set during the centrifuge work..

 **Brushless Motor**
COLO brushless motor is maintenance free, no carbon dust pollution

 **Safety Function**
Electric Lead Lock with alarm with safety function, disbalance detection, over heating of centrifuge protection

PRODUCT CODE	LACE-16AS
Speed	16000rpm/20600xg
Standard rotor included	12x1.5/2.0 ml
Power	450W
Max. Capacity	6x100ml
Speed adjustment	±20r/min
Timer	0-99min
Noise	<50dBA
Wi-Fi Temperature reading	Yes
Electric lid lock	Yes
Display	LED - Display: Speed, RCF, Time
Power supply	220V (±10%) 50-60Hz
Safety	Mechanical lid lock
Weight NW/GW kg	42/45kg
Product Dimension	513x370x280mm